





# Corcom Medical Power Entry Module Selector Chart

Series		Current Ratings	Meets UL2601	On/Off Switch	Voltage Selector	Fuseholder
<b>C</b>		1, 3, 6 & 10A	✓	Yes	N/A	N/A
<b>HG</b>		1, 3, 6 & 10A	✓	N/A	N/A	European
<b>L</b>		6A	✓	Optional	Optional	North American or European
<b>M</b>		5A	✓	Optional	Optional	North American or European
<b>P</b>		3, 6 & 10A	✓	Optional	Optional	North American or European
<b>New High Performance in PE and PM Mounting Styles</b>						